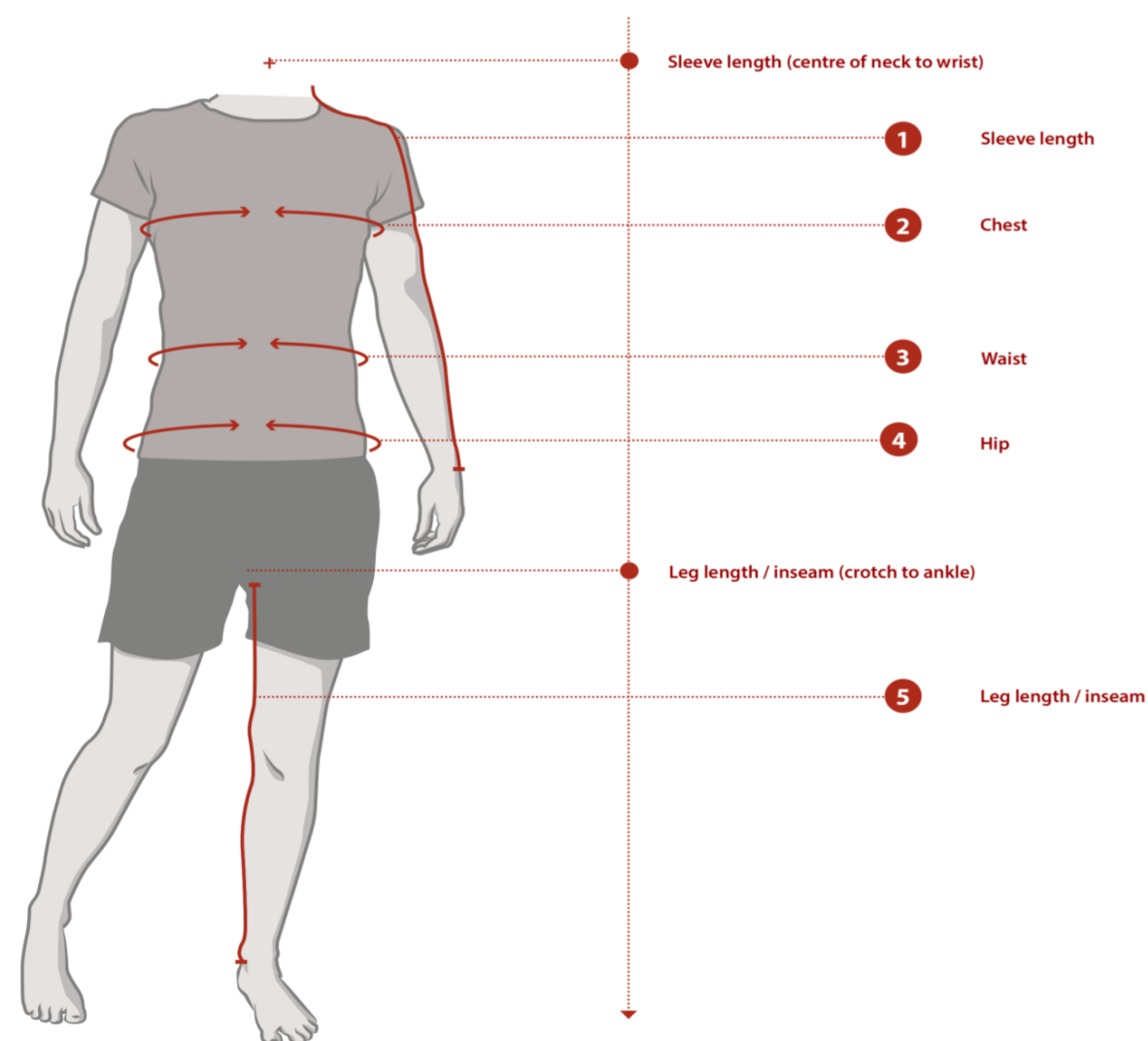


Men's Clothing

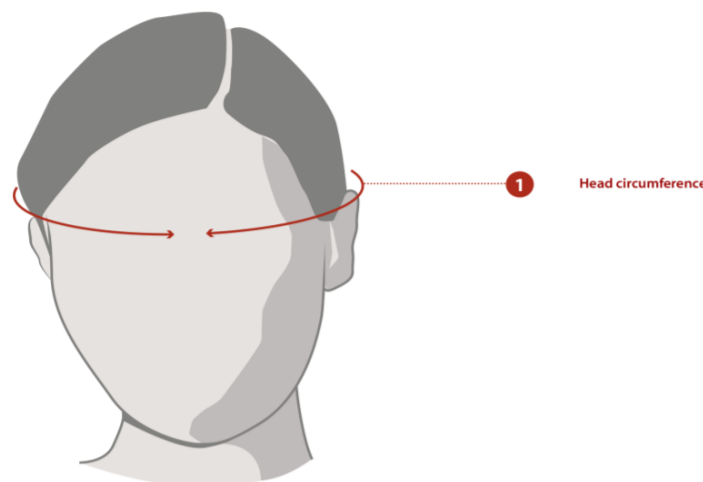
Size	44/XXS	46/XS	48/S	50/M	52/L	54/XL	56/XXL	58/XXXL	60/XXXXL
	cm	cm	cm	cm	cm	cm	cm	cm	cm
Height	173-178	174-179	175-180	176-181	177-182	178-183	179-184	180-185	181-186
Inner leg length	77-80	78-81	79-82	80+83	81-84	82-85	83-86	84-87	85-88
Short sizes	44/XXS short	46/XS short	48/S short	50/M short	52/L short	54/XL short	56/XXL short	58/XXXL short	60/XXXXL short
Height	167-172	168-173	169-174	170-175	171-176	172-177	173-178	174-179	175-180
Inner leg length	73-76	74-77	75-78	76-79	77-80	78-81	79-82	80-83	81-84
Long sizes	44/XXS long	46/XS long	48/S long	50/M long	52/L long	54/XL long	56/XXL long	58/XXXL long	60/XXXXL long
Height	179-184	180-185	181-186	182-187	183-188	184-189	185-190	186-191	187-192
Inner leg length	81-84	82-85	83-86	84-87	85-88	86-89	87-90	88-91	89-92
Chest	88-91	92-95	96-99	100-103	104-107	108-111	112-115	116-121	122-127
Waist	74-77	78-82	83-87	88-92	93-97	98-101	102-106	107-110	111-115
Hip	93-95	96-98	99-101	102-104	105-107	108-111	112-115	116-119	120-123



- 1 Sleeve length:** With your arms in a slightly bent position, measure from the centre of the back of your neck, along the length of your arm, to the wrist.
- 2 Chest:** Measure the chest circumference at the fullest point keeping the tape horizontal around the body.
- 3 Waist:** Measure the waist circumference at the smallest part of the waist, often at or above the belly button, keeping the tape horizontal around the body.
- 4 Hip:** Measure the hip circumference at the fullest part of the seat, keeping the tape horizontal around the body.
- 5 Inseam:** Measure the distance from the crotch to your ankle. Or you can take a pair of pants that fits and measure the inseam.

Men's Headwear

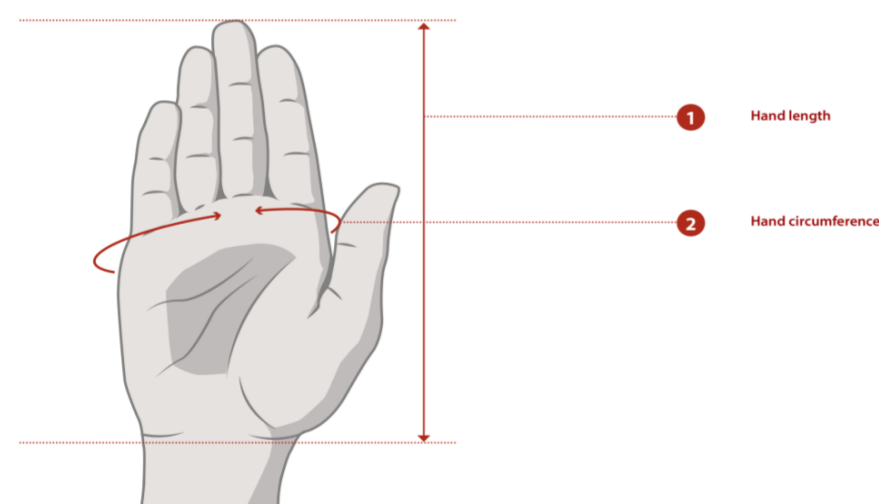
Size	S	M	L
	cm	cm	cm
Head circumference	53-55	56-58	59-61



1 Head Circumference: Wrap measuring tape around your head, just above eyebrows.

Men's Gloves

Size	XS	S	M	L	XL
	6	7	8	9	10
	cm	cm	cm	cm	cm
Hand Circumference	17	19	22	24	27

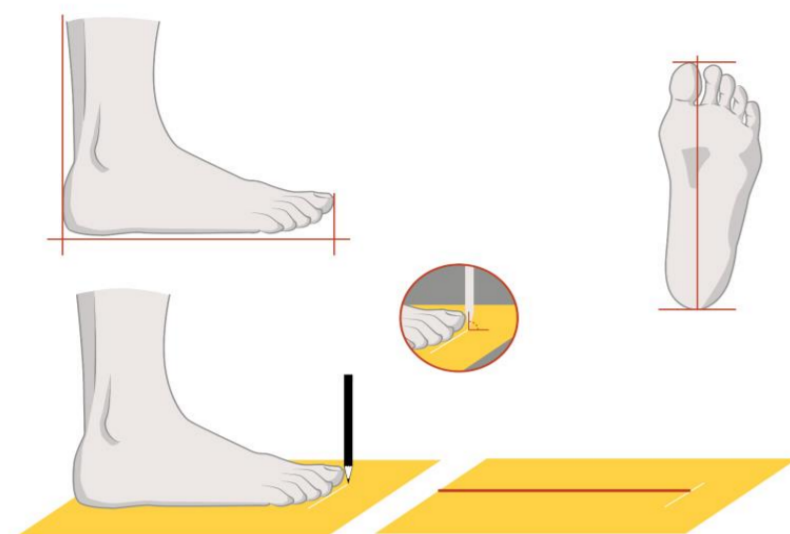


1 Hand Length: With your hand open, measure from the tip of your middle finger, down to the crease at the base of your palm.

2 Hand Circumference: With your hand open, measure around the circumference of your hand, at the base of your knuckles.

Men's Footwear

EUR	40	40.5	41	42	42.5	43	44	44.5	45	45.5	46	47	47.5	48
UK	6.5	7	7.5	8	8.5	9	9.5	10	10.5	11	11.5	12	12.5	13
US	7.5	8	8.5	9	9.5	10	10.5	11	11.5	12	12.5	13	13.5	14
cm	25.6	26	26.4	26.8	27.2	27.6	28	28.4	28.8	29.3	29.7	30.2	30.6	31



STEP 1 - Measuring your foot length

Tape the piece of paper to the floor against a flat wall and stand on it, bearing weight onto your foot. Make a mark on the paper behind your heel, and one in front of your longest toe – this could be your first, second, or third toe. Measure the longest distance from your heel and toe in centimetres or inches for both feet and note the measurement of the longer foot. Finally refer to our shoe size conversion chart for larger feet to estimate your correct shoe size.

STEP 2 - Measuring your foot width

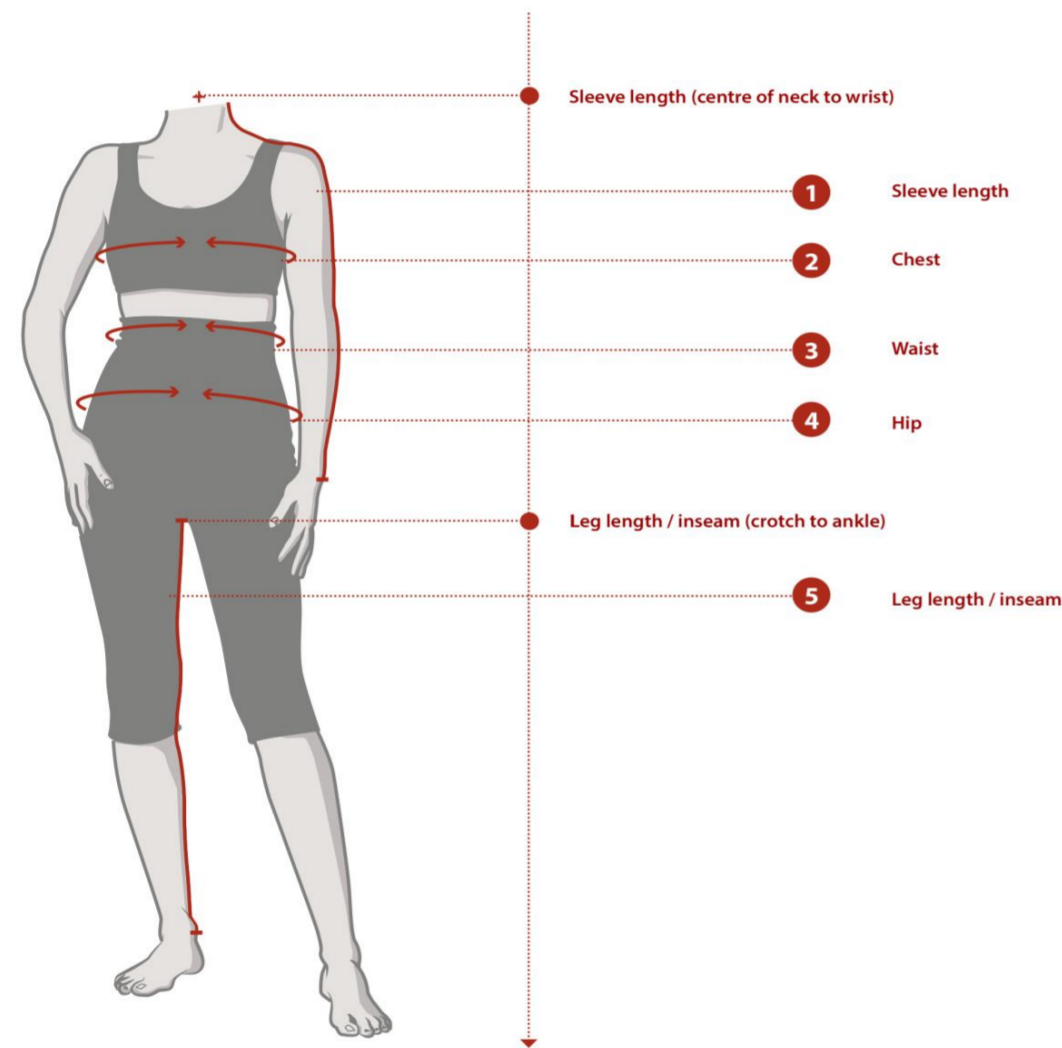
Now, make a mark next to the joints where your first and fifth toe join your foot, for most people this is usually the widest part of the foot. Again do it for both feet and take the widest measurement.

STEP 3 - Select the right size

If your measurement is between two sizes, always move up to the larger size. Be sure to measure both feet. Many people have feet of different sizes. Fit to the larger of the two. Fit yourself at a similar time as when you will be wearing the footwear. For daily footwear, fit yourself when you've been on your feet all day because your feet have expanded.

Women's Clothing

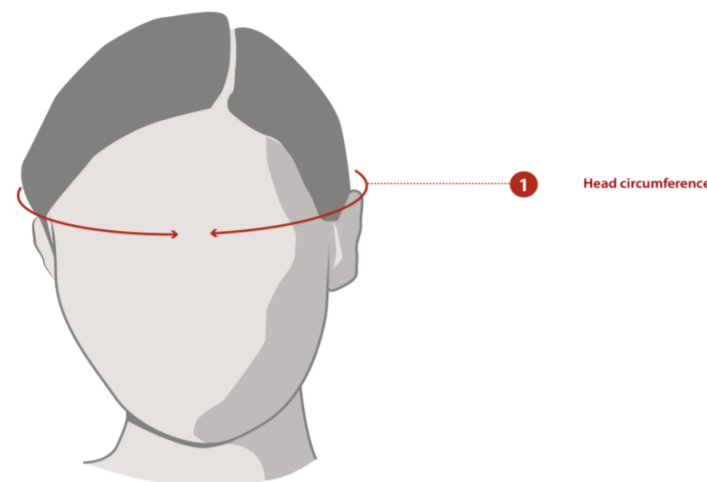
Size	34/XXS	36/XS	38/S	40/M	42/L	44/XL	46/XXL	48/XXXL
	cm	cm	cm	cm	cm	cm	cm	cm
Height	165-171	165-171	165-171	165-171	165-171	165-171	165-171	165-171
Inner leg length	77-81	77-81	77-81	77-81	77-81	77-81	77-81	77-81
Short sizes	34/XXS short	36/XS short	38/S short	40/M short	42/L short	44/XL short	46/XXL short	48/XXXL short
Height	158-164	158-164	158-164	158-164	158-164	158-164	158-164	158-164
Inner leg length	72-76	72-76	72-76	72-76	72-76	72-76	72-76	72-76
Long sizes	34/XXS long	36/XS long	38/S long	40/M long	42/L long	44/XL long	46/XXL long	48/XXXL long
Height	172-178	172-178	172-178	172-178	172-178	172-178	172-178	172-178
Inner leg length	82-86	82-86	82-86	82-86	82-86	82-86	82-86	82-86
Chest	80-83	84-87	88-91	92-95	96-99	100-103	104-109	110-115
Waist	66-68	69-71	72-75	76-79	80-84	85-89	90-96	97-102
Hip	89-92	93-96	97-99	100-102	103-105	106-108	109-113	114-118



- 1 Sleeve length:** With your arms in a slightly bent position, measure from the centre of the back of your neck, along the length of your arm, to the wrist.
- 2 Chest:** Measure the chest circumference at the fullest point keeping the tape horizontal around the body.
- 3 Waist:** Measure the waist circumference at the smallest part of the waist, often at or above the belly button, keeping the tape horizontal around the body.
- 4 Hip:** Measure the hip circumference at the fullest part of the seat, keeping the tape horizontal around the body.
- 5 Inseam:** Measure the distance from the crotch to your ankle. Or you can take a pair of pants that fits and measure the inseam.

Women's Headwear

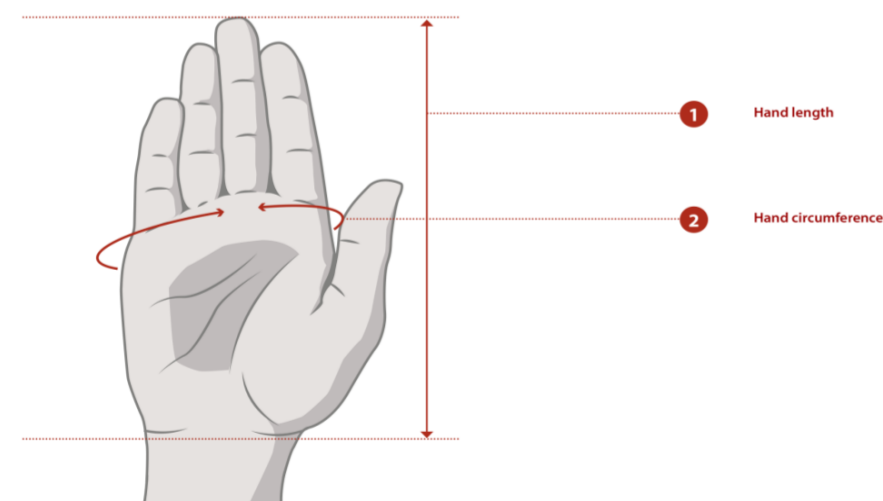
Size	S	M	L
	cm	cm	cm
Head circumference	53-55	56-58	59-61



1 Head Circumference: Wrap measuring tape around your head, just above eyebrows.

Women's Gloves

Size	XS	S	M	L	XL
	6	7	8	9	10
	cm	cm	cm	cm	cm
Hand Circumference	17	19	22	24	27

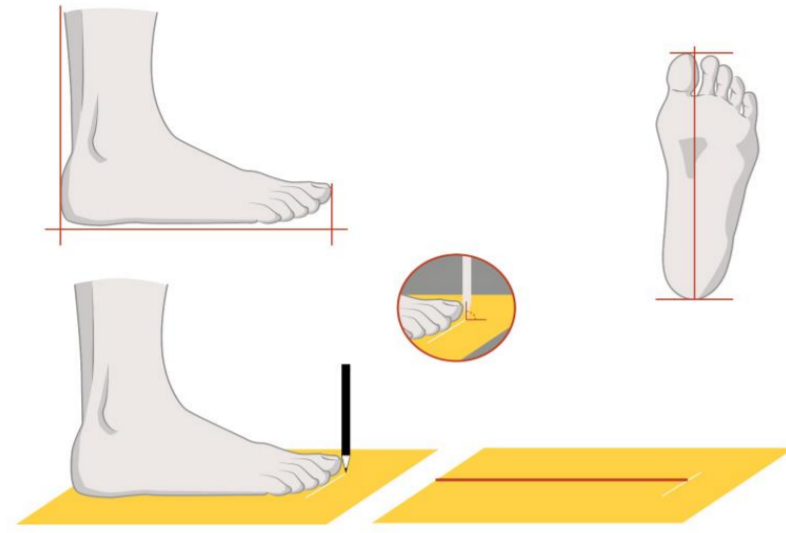


1 Hand Length: With your hand open, measure from the tip of your middle finger, down to the crease at the base of your palm.

2 Hand Circumference: With your hand open, measure around the circumference of your hand, at the base of your knuckles.

Women's Footwear

EUR	36	36.5	37	37.5	38	39	39.5	40	40.5	41	42	42.5
UK	3	3.5	4	4.5	5	5.5	6	6.5	7	7.5	8	8.5
US	5	5.5	6	6.5	7	7.5	8	8.5	9	9.5	10	10.5
cm	22.4	22.9	23.3	23.8	24.2	24.7	25.1	25.6	26	26.4	26.8	27.2



STEP 1 - Measuring your foot length

Tape the piece of paper to the floor against a flat wall and stand on it, bearing weight onto your foot. Make a mark on the paper behind your heel, and one in front of your longest toe – this could be your first, second, or third toe. Measure the longest distance from your heel and toe in centimetres or inches for both feet and note the measurement of the longer foot. Finally refer to our shoe size conversion chart for larger feet to estimate your correct shoe size.

STEP 2 - Measuring your foot width

Now, make a mark next to the joints where your first and fifth toe join your foot, for most people this is usually the widest part of the foot. Again do it for both feet and take the widest measurement.

STEP 3 - Select the right size

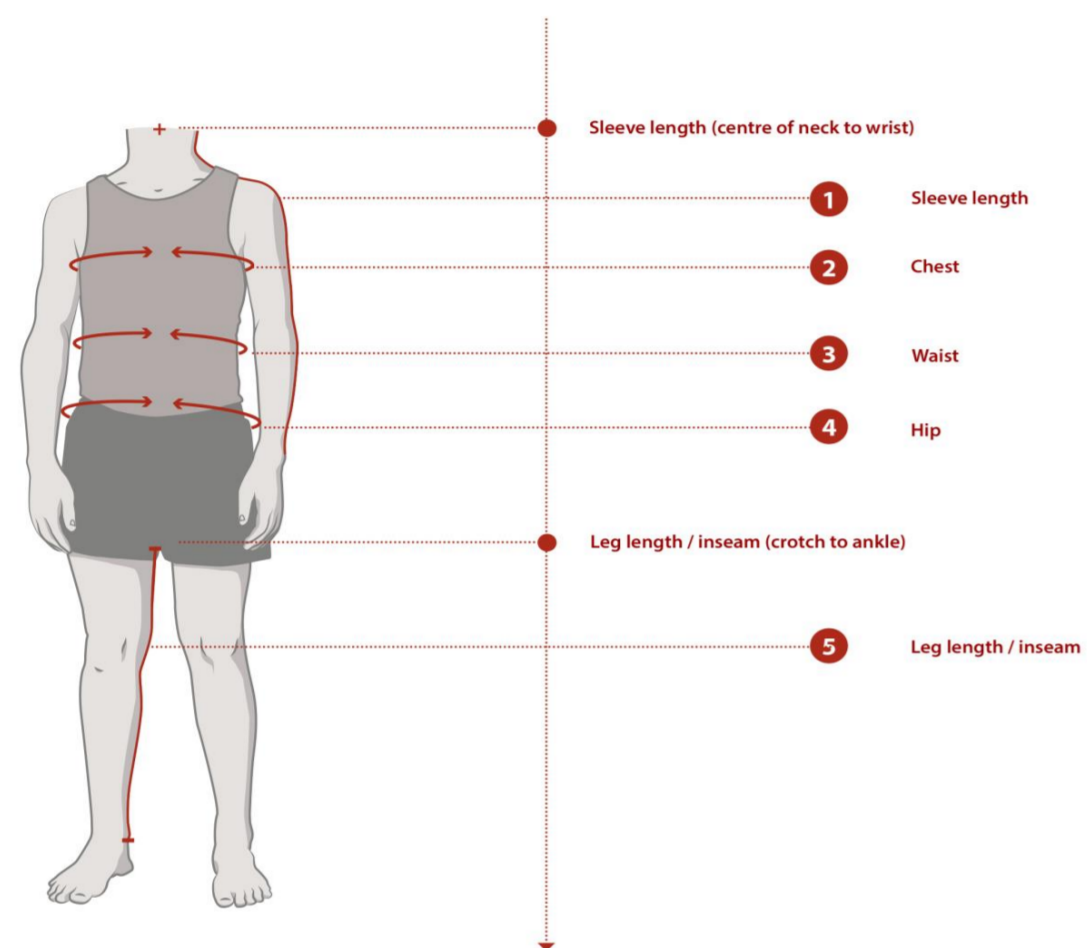
If your measurement is between two sizes, always move up to the larger size.

Be sure to measure both feet. Many people have feet of different sizes. Fit to the larger of the two. Fit yourself at a similar time as when you will be wearing the footwear.

For daily footwear, fit yourself when you've been on your feet all day because your feet have expanded.

Kid's Clothing

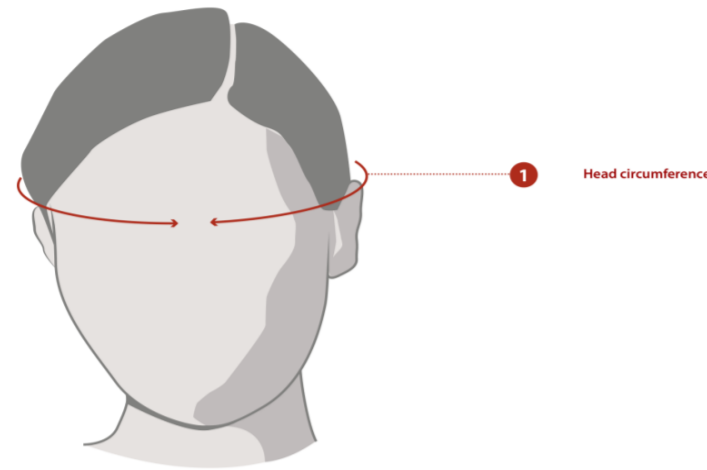
Size	92	98	104	110/116	122/128	134/140	146/152	158/164	170/176
	cm	cm	cm	cm	cm	cm	cm	cm	cm
Height	87-92	93-98	99-104	105-116	117-128	129-140	141-152	153-164	165-176
Inner leg length	34-36	37-40	41-44	45-51	52-58	59-65	66-72	73-78	79-84
Chest	54	55	56-57	58-61	62-66	67-72	73-78	79-85	86-92
Waist	51	52	53	54-55	56-58	59-62	63-68	69-74	75-80
Hip	54-55	56-57	58-59	60-64	65-69	70-76	77-84	85-92	93-100



- 1 Sleeve length:** With your arms in a slightly bent position, measure from the centre of the back of your neck, along the length of your arm, to the wrist.
- 2 Chest:** Measure the chest circumference at the fullest point keeping the tape horizontal around the body.
- 3 Waist:** Measure the waist circumference at the smallest part of the waist, often at or above the belly button, keeping the tape horizontal around the body.
- 4 Hip:** Measure the hip circumference at the fullest part of the seat, keeping the tape horizontal around the body.
- 5 Inseam:** Measure the distance from the crotch to your ankle. Or you can take a pair of pants that fits and measure the inseam.

Kid's Headwear

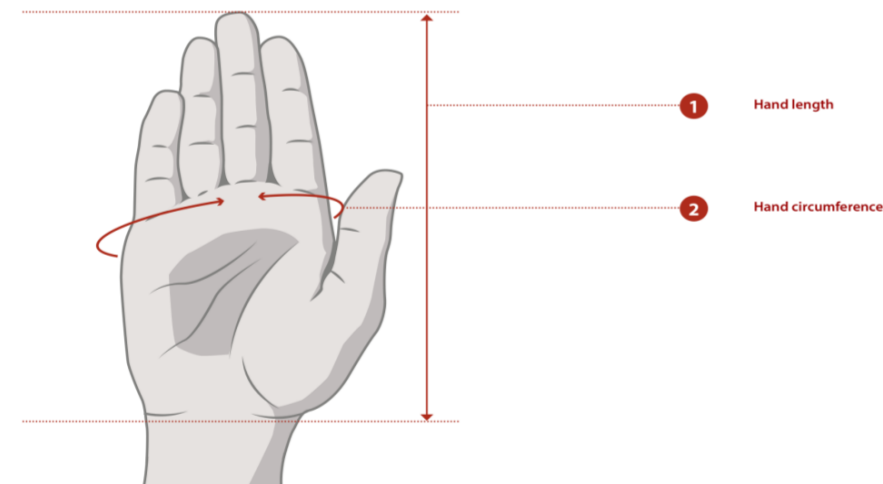
Size	S	M	L
	cm	cm	cm
Head circumference	46-48	49-52	53-56



1 Head Circumference: Wrap measuring tape around your head, just above eyebrows.

Kid's Gloves

	XS	S	M	L	XL
Size	2	3	4	5	6
	cm	cm	cm	cm	cm
Hand Circumference	13	14	15	16	17



1 Hand Length: With your hand open, measure from the tip of your middle finger, down to the crease at the base of your palm.

2 Hand Circumference: With your hand open, measure around the circumference of your hand, at the base of your knuckles.